

Western Instruments

Established 1965

BOX 72, SITE 2, R R # 1
ST. ALBERT, ALBERTA
T8N 1M8

Phone: (780) 459-6720

Fax: (780) 459-7837


E-mail: info@westerninstruments.com

Web: www.westerninstruments.com

Overhead Beam Ultrasonic Testing Systems

Picture 1

View shows a close-up of the Test Head/Travel Carriage, parked approximately 15 feet from the Home End or Operator's Station. The general length of the Beam, which on this specific unit was 67' Long, was designed for pipe 16 meters long (6 5/8" - 16" OD) Pipe.



Note: Picture taken during installation

Cycle Times based on 6 5/8 to 16" OD, 16 meters long, Maximum Pipe Rotation Speed of 180 RPM on 6 5/8" and 60 RPM on 24" OD. Carriage Speed is Variable to keep surface speed at approximately 600 feet per minute.

6 5/8" OD 40 Seconds


16" OD 55 Seconds

These cycle times do not include Pipe Entry or Exit times, which are Handling System Dependant.

*Finishing Floor Testing System -
Weld Seam, Body/End Lamination*

Picture 2

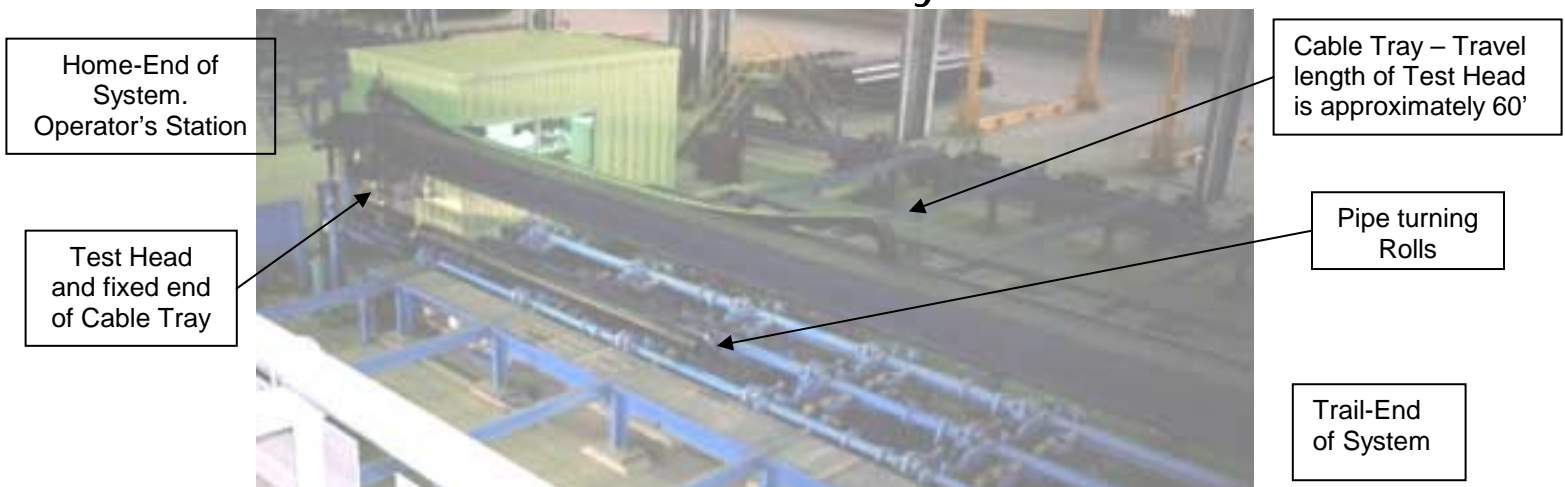
This view was taken close to the floor at the Home End Operators Station of the System, and shows a close-up of the Test Head, Longitudinal Travel Carriage, & Rack. At the extreme edges of the photo are the Operators Control Pendant, and the Calibration Saddle Stand.



Note: Picture taken during installation

The system will test the Weld Area (Weld and Edge Laminations), the Lead End of the Pipe (Approximately 2") for Laminations, the Body of the Pipe for Lamination (Operator Selectable - up to 100% Coverage), and the Trail End for Laminations (Approximately 2").

Overall View of System



*Finishing Floor Testing System -
Weld Seam, Body/End Lamination*